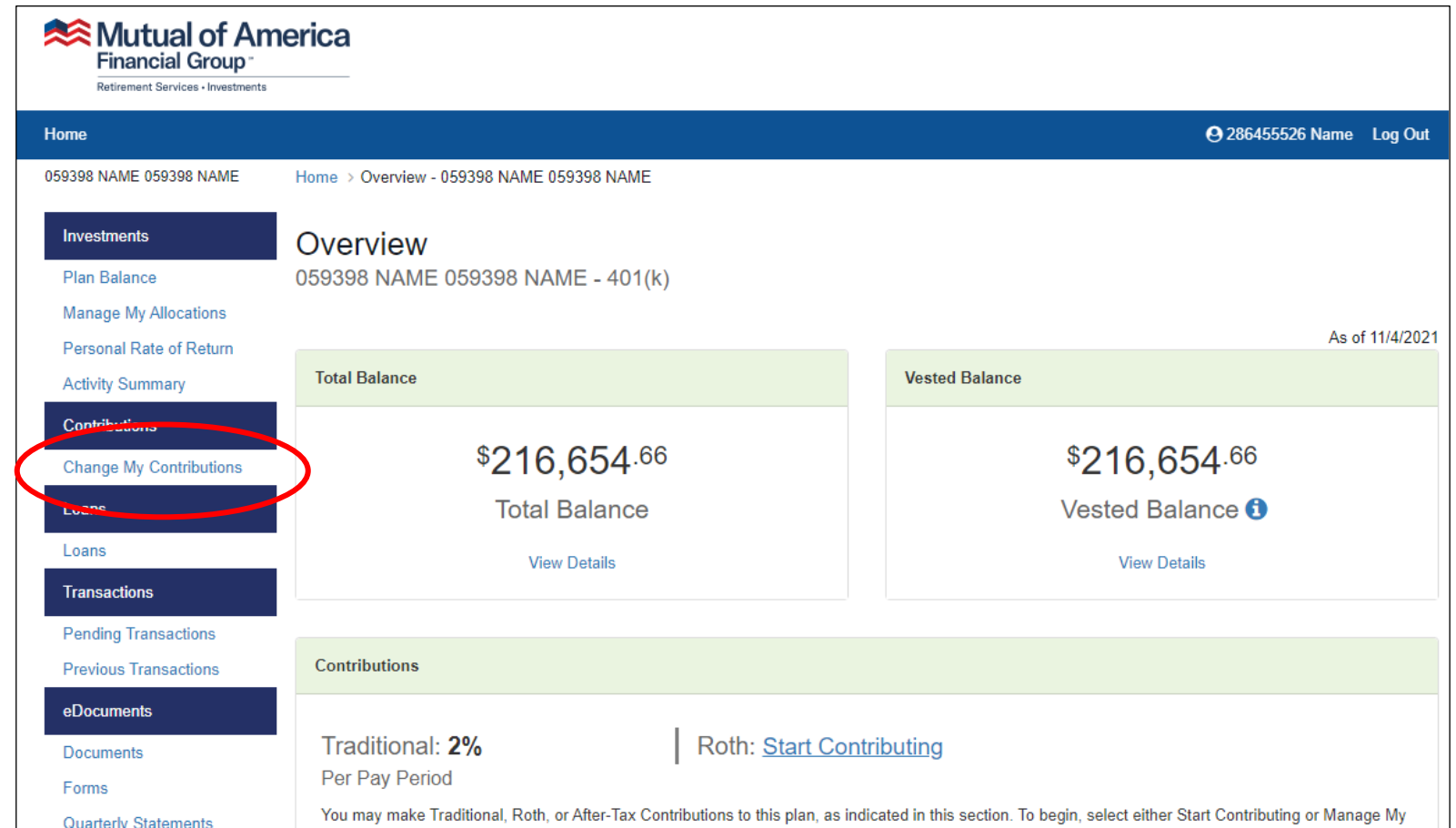



# How to Change Your Contribution Amount

You can change your employer-sponsored retirement savings plan contribution amount anytime at **mutualofamerica.com**.

To get started, log in to your online account, and click on “**Change My Contributions**” in the left navigational tool bar.



**Mutual of America Financial Group**  
Retirement Services • Investments

Home 286455526 Name Log Out

059398 NAME 059398 NAME [Home](#) > [Overview - 059398 NAME 059398 NAME](#)

**Investments**

- [Plan Balance](#)
- [Manage My Allocations](#)
- [Personal Rate of Return](#)
- [Activity Summary](#)
- Contributions**
- [Change My Contributions](#)
- Loans**
- [Loans](#)
- Transactions**
- [Pending Transactions](#)
- [Previous Transactions](#)
- eDocuments**
- [Documents](#)
- [Forms](#)
- [Quarterly Statements](#)

**Overview**  
059398 NAME 059398 NAME - 401(k)  
As of 11/4/2021

Total Balance	Vested Balance
\$216,654.66	\$216,654.66
Total Balance	Vested Balance ⓘ
<a href="#">View Details</a>	<a href="#">View Details</a>

**Contributions**

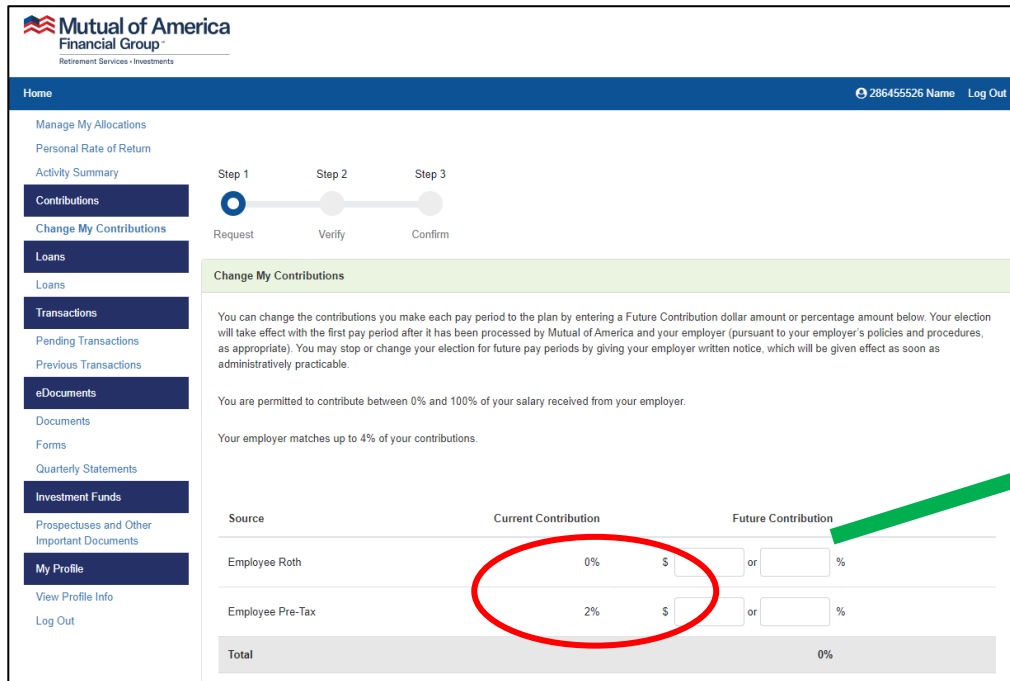
Traditional: 2% | Roth: [Start Contributing](#)

Per Pay Period

You may make Traditional, Roth, or After-Tax Contributions to this plan, as indicated in this section. To begin, select either Start Contributing or Manage My

# How to Change Your Contribution Amount (continued)

**Step 1:** Review your current contribution amount. Then, enter your desired future contribution amount, and click “Continue.”



**Mutual of America Financial Group**  
Retirement Services • Investments

Home 286455526 Name Log Out

Manage My Allocations  
Personal Rate of Return  
Activity Summary  
**Contributions**  
Change My Contributions  
Loans  
Loans  
Transactions  
Pending Transactions  
Previous Transactions  
eDocuments  
Documents  
Forms  
Quarterly Statements  
Investment Funds  
Prospectuses and Other Important Documents  
My Profile  
View Profile Info  
Log Out

Step 1 Step 2 Step 3  
Request Verify Confirm

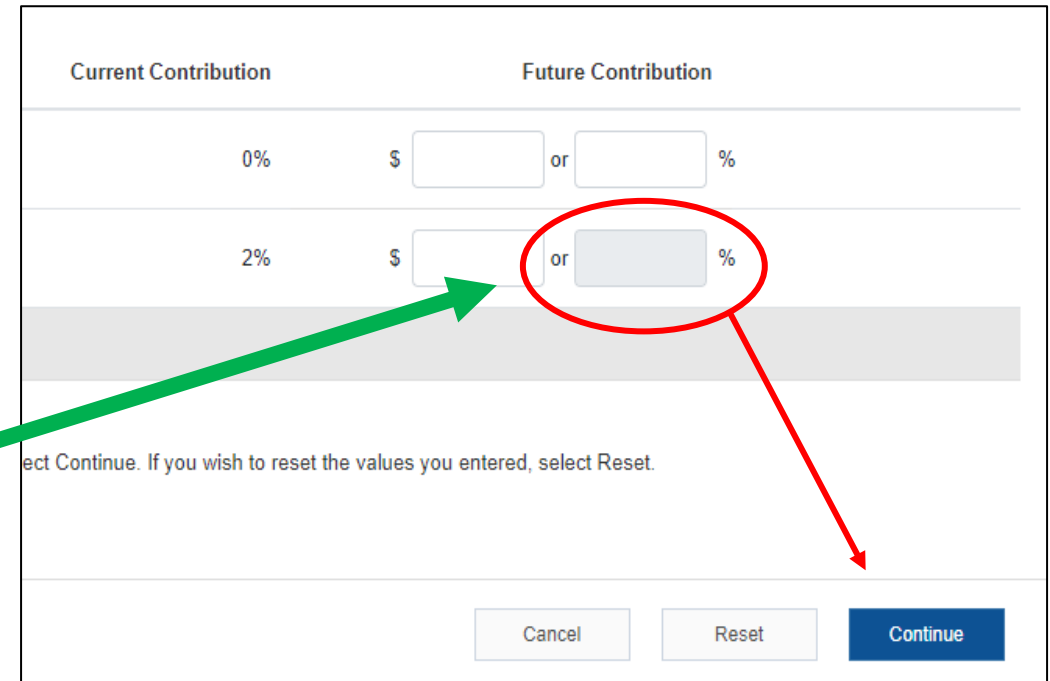
**Change My Contributions**

You can change the contributions you make each pay period to the plan by entering a Future Contribution dollar amount or percentage amount below. Your election will take effect with the first pay period after it has been processed by Mutual of America and your employer (pursuant to your employer's policies and procedures, as appropriate). You may stop or change your election for future pay periods by giving your employer written notice, which will be given effect as soon as administratively practicable.

You are permitted to contribute between 0% and 100% of your salary received from your employer.

Your employer matches up to 4% of your contributions.

Source	Current Contribution	Future Contribution
Employee Roth	0%	\$ <input type="text"/> or <input type="text"/> %
Employee Pre-Tax	2%	\$ <input type="text"/> or <input type="text"/> %
Total		0%



Current Contribution Future Contribution

0% \$  or  %

2% \$  or  %

Select Continue. If you wish to reset the values you entered, select Reset.

Cancel Reset **Continue**

# How to Change Your Contribution Amount (continued)

**Step 2:** Confirm your future contribution amount, and click **“Continue.”**

**Change My Contributions Verification**  
059398 NAME 059398 NAME - 401(k)

Step 1 Step 2 Step 3  
Request Verify Confirm

**Change My Contributions Verification**

The following information verifies the selection you made. Review this carefully, especially with respect to the Future Contribution. If you wish to make additional changes, select Cancel, and you will be required to begin the Change My Contributions process over. If you select Back, you will be directed to the previous screen, where you can re-enter your selections.

Source	Current Contribution	Future Contribution
Employee Roth	0%	0%
Employee Pre-Tax	3%	\$20
<b>Total</b>	<b>3%</b>	<b>\$20</b>

Cancel Back **Continue**

**Step 3:** You will receive a confirmation number once your selection is submitted.

**Change My Contributions Confirmation**  
059398 NAME 059398 NAME - 401(k)

Step 1 Step 2 Step 3  
Request Verify Confirm

**Change My Contributions Confirmation**

Your selections have been submitted. [Print](#)

**Confirmation No. 202111050738517**

This election will take effect with the first pay period after it has been processed by Mutual of America and your employer (pursuant to your employer's policies and procedures, as appropriate). You may stop or change your election for future pay periods by giving your employer written notice, which will be given effect as soon as administratively practicable. You can view your Pending Transactions or In Progress Transactions by selecting [Pending Transactions](#) from the left-hand navigation menu.

Source	Current Contribution	Future Contribution
Employee Roth	0%	0%
Employee Pre-Tax	3%	\$20
<b>Total</b>	<b>3%</b>	<b>\$20</b>

Your updated contribution amount will take effect as of the first pay period after it has been processed by Mutual of America and your employer.